WMS 470 Quick Start Guide

1

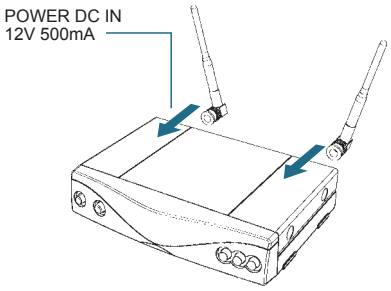

2 a

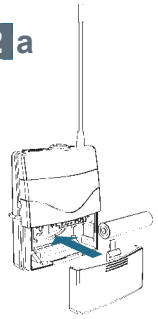

2 b

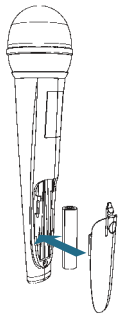

3

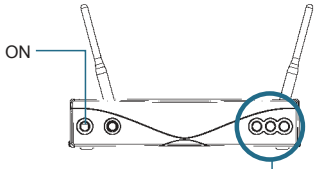

4

AUTOMATIC SETUP

5

6

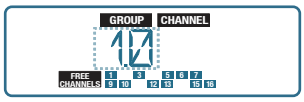

SELECT GROUP and CHECK AVAILABLE CHANNELS

7

CHOOSE ONE AVAILABLE (CLEAN) CHANNEL

8

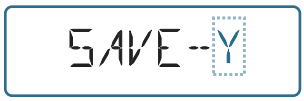

9

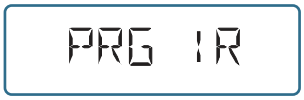

PROGRAM TRANSMITTER ?

10

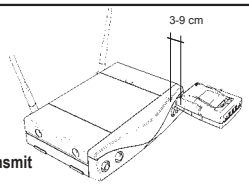

PT 470
OFF ⇒ MUTE
10 sec. time to transmit

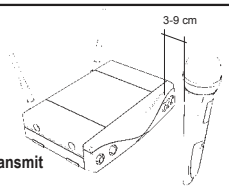

HT 470
OFF ⇒ MUTE
10 sec. time to transmit

11

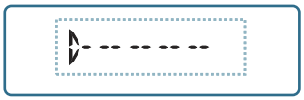

PROGRAMMING...

... SUCCESS - TRANSMITTER READY TO OPERATE

ALTERNATIVE

... PROGRAMMING ERROR - CHECK DISTANCE AND POSITION (10)

WMS 470 INPUT GAIN

Handheld Transmitter

1

2



3

ALTERNATIVE

4

9...11

PROGRAM TRANSMITTER

Bodypack Transmitter

1

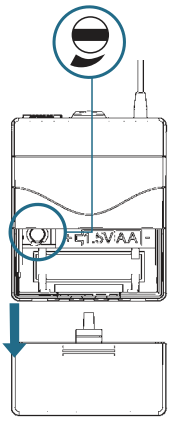

www.akg.com

AKG Acoustics GmbH
Lemböckgasse 21–25, 1230 Vienna /AUSTRIA, phone: + 43 1 86654 0
e-mail: sales@akg.com

For other products and distributors worldwide visit www.akg.com or www.harman.com

Specifications subject to change without notice. Technische Änderungen vorbehalten. Ces caractéristiques sont susceptibles de modifications. Ci riserviamo il diritto di effettuare modifiche tecniche. Nos reservamos el derecho de introducir modificaciones técnicas. Especificações sujeitas a mudanças sem aviso prévio.

07/10/9100 U 13370_B

AKG by HARMAN